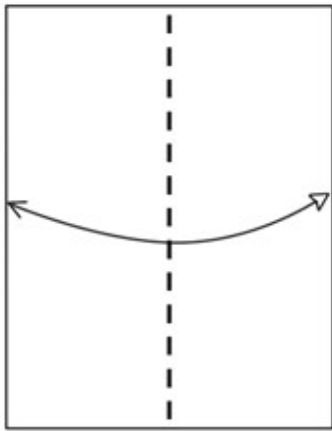


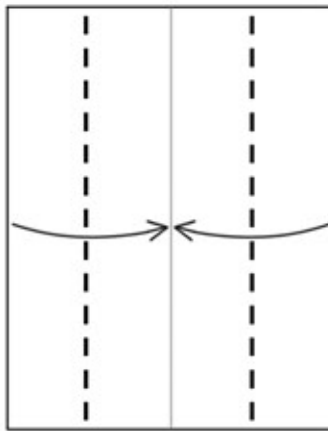
# Rectangular Box from a rectangle

Copy paper or scrapbooking paper works best.

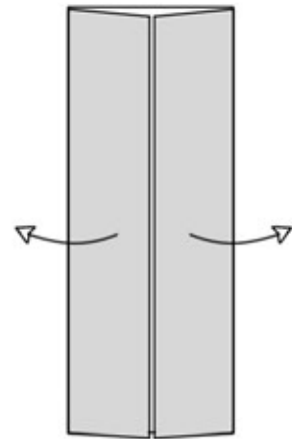
*Finished box size:*  
Length & Width are 1/2 of the paper size  
Depth is 1/2 of the width  
ex. 8½ x 11 inch paper = W 4¼" x L 5½" x D 2⅞"



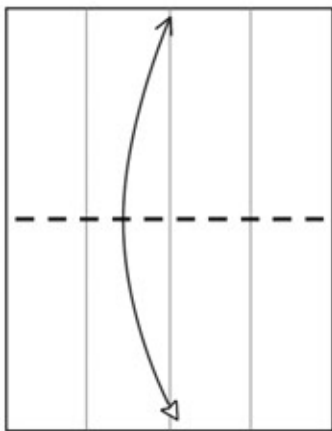
1. Begin white side up.  
Valley fold and unfold.



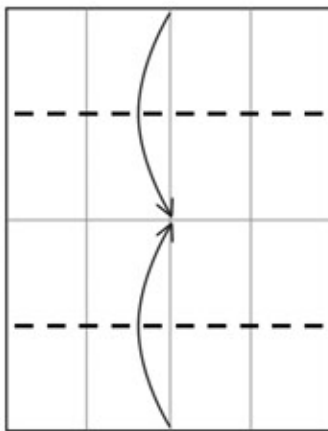
2. Valley fold the sides to  
the center.



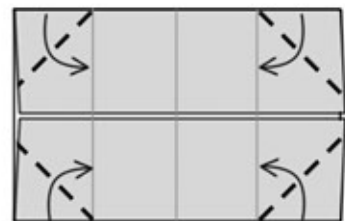
3. Unfold.



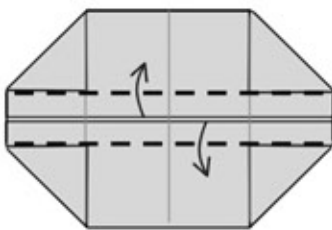
4. Valley fold and unfold.



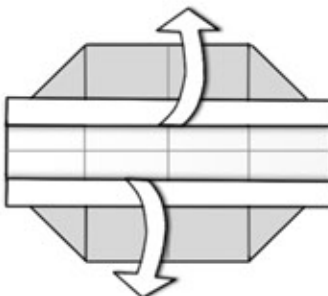
5. Valley fold to the center.



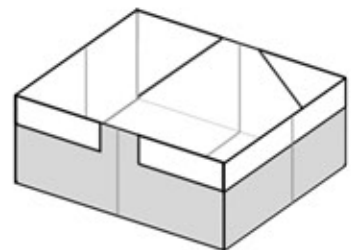
6. Valley fold the folded edge  
to the crease line. Repeat on  
the all corners.



7. Valley fold the edges.



8. Open up and shape  
into a box.



9. Box completed.  
If you want to make a lid, the  
size of the box bottom's paper  
should be slightly smaller.